

## **The 6 Metre Rule**

The most important aspect of pitching is to ensure all units, including their awning and pup tent(s), are pitched 6 metres from the adjacent units.

It is not possible to lay down an exact grid layout for any given campsite because of the varying geographical features.

Where there is an 'open field' situation, the attached typical layout will cater for most situations.

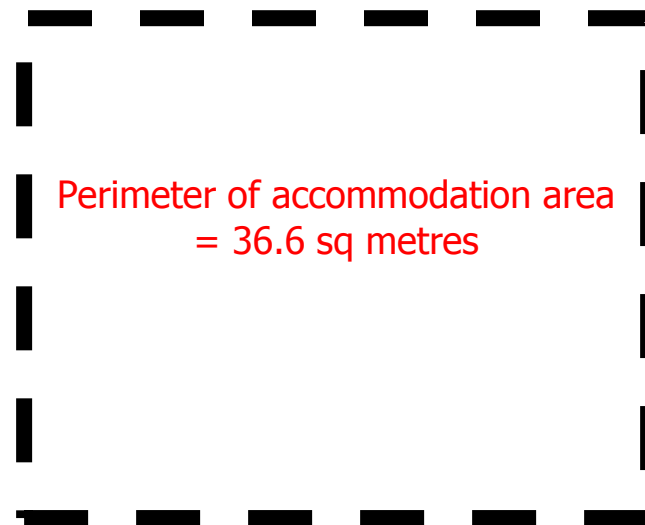
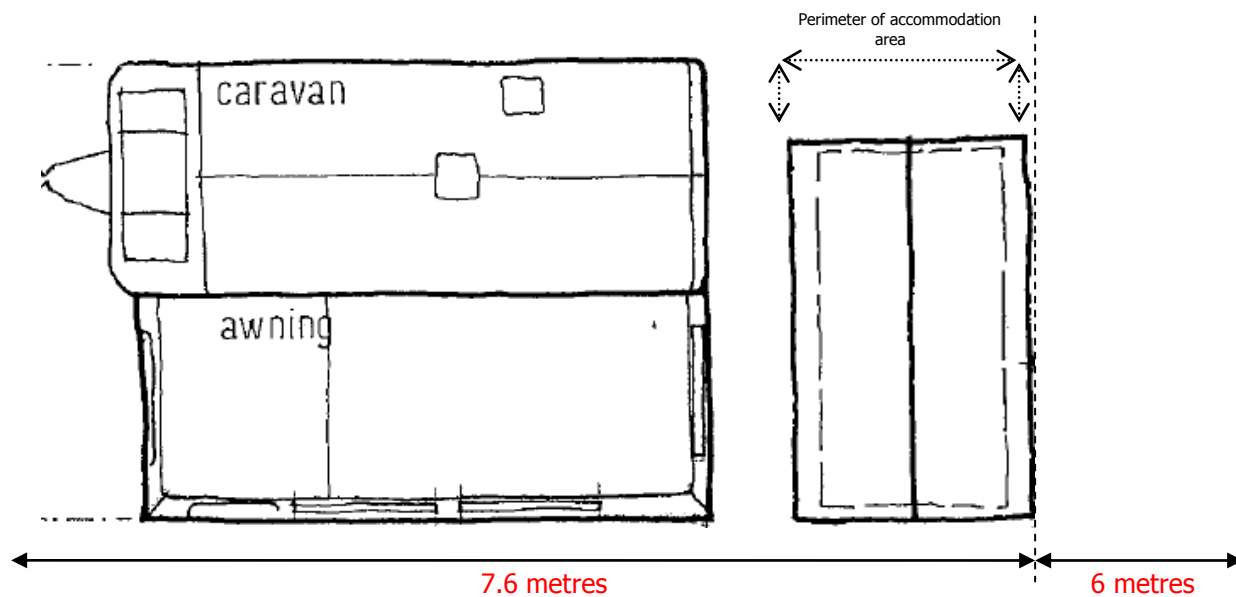
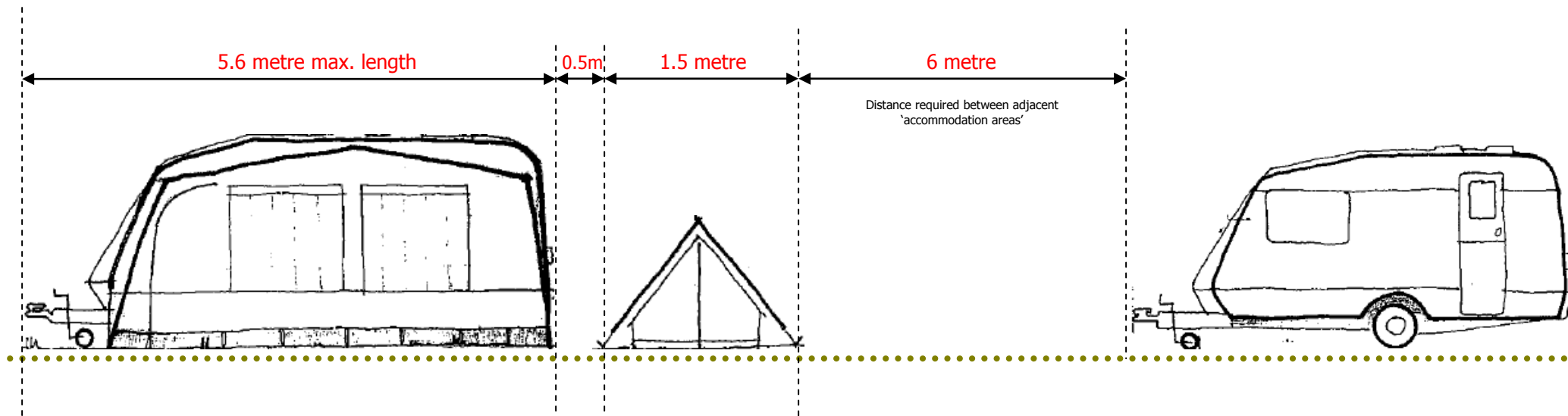
The total 'accommodation area' available is 36.6 sq metres and each must be sited 6 metres apart. A car may be parked within the 6 metre space provided 3 metres clear space is maintained between the outside edge of the vehicle and the adjacent 'accommodation area'.

NB. A pup tent may be pitched close to the main unit provided it is not used for cooking purposes and does not incorporate a light with a naked flame.

The Camping and Caravanning Club  
Exempted Camping Department  
Greenfields House  
Westwood Way  
Coventry  
CV4 8JH  
02476 475198

[exemptions@campingandcaravanningclub.co.uk](mailto:exemptions@campingandcaravanningclub.co.uk)

## The 6 Metre Rule (not to scale)



## The 6 Metre Rule (not to scale)

